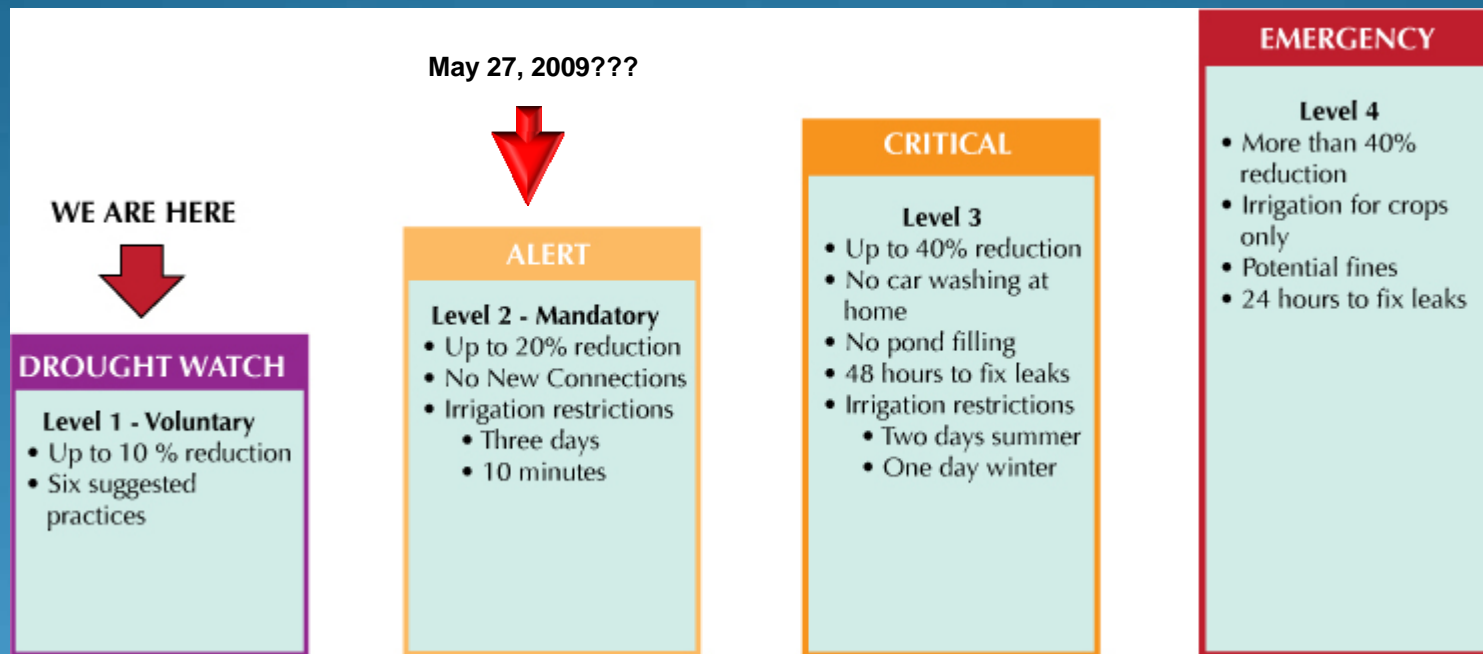


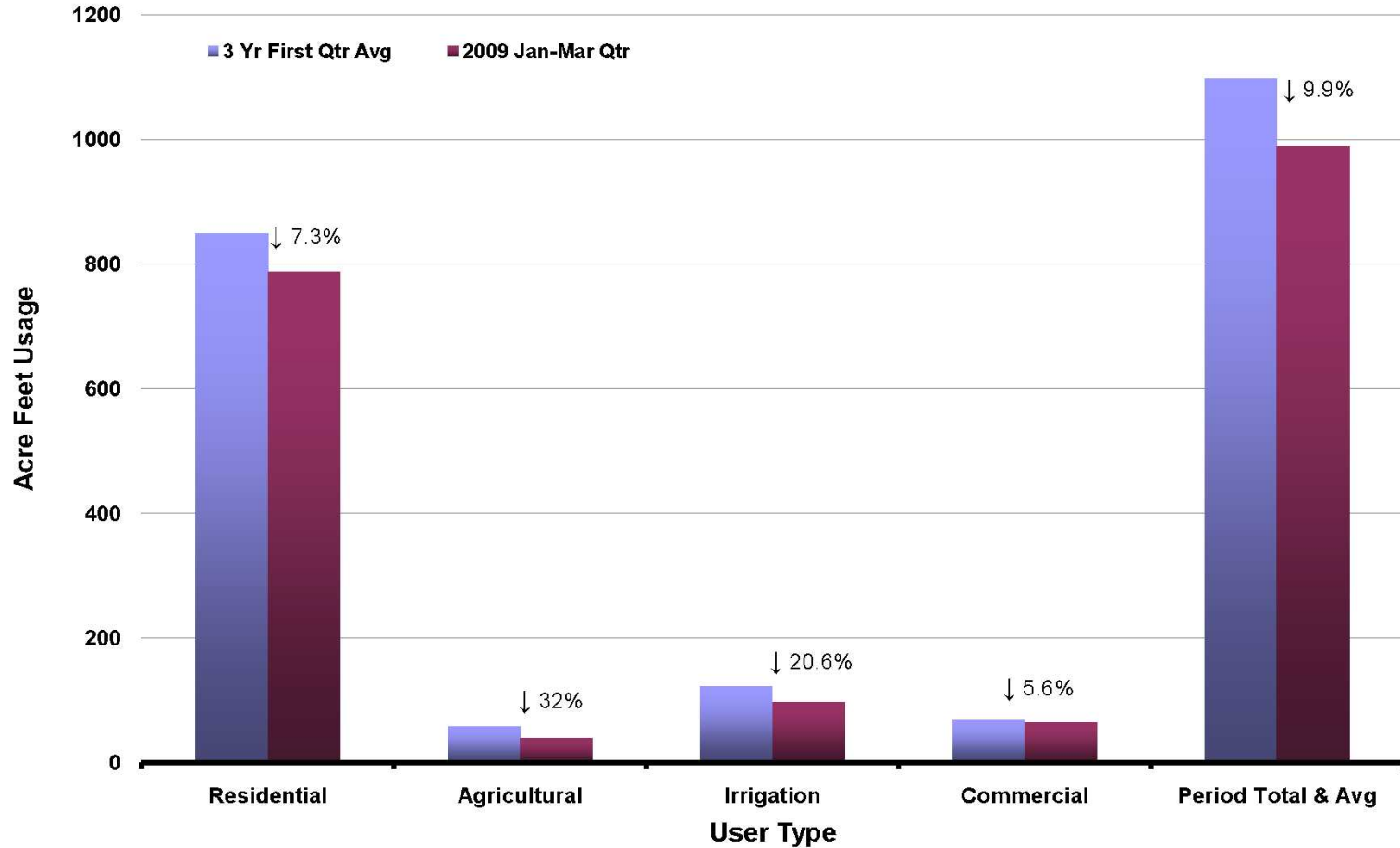
Olivenhain Municipal Water District Level 2 Drought Management



Conservation Action Committee
Joseph Randall, Management Analyst Supervisor
May 4, 2009

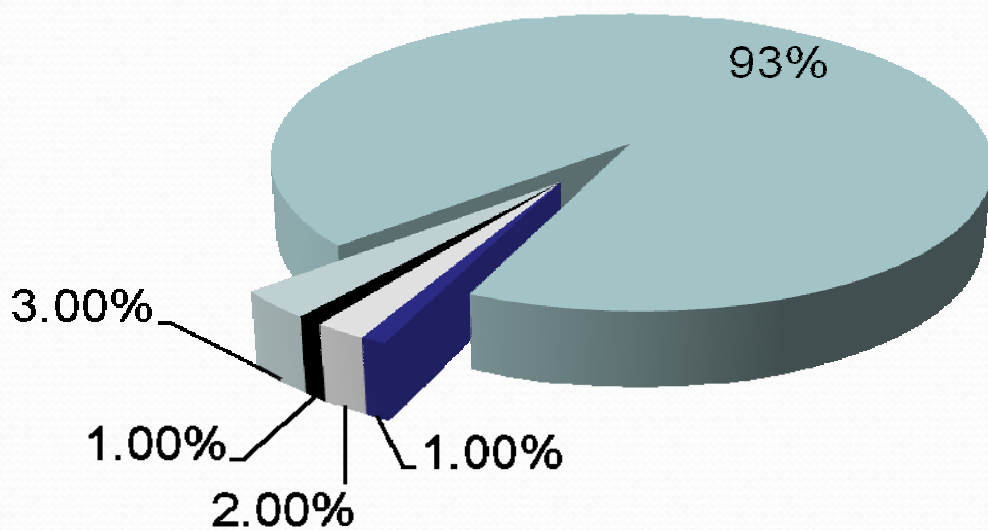
Level 1 Efforts Successful

First Quarter 2009 vs. 3 Year First Quarter Average





OMWD Supplies



- CWA (Treated and Untreated water)
- Vallecitos (Recycled water)
- City of SD (Recycled water)
- RSF CFD (Recycled water)
- 4S Recycled Facility (Recycled water)



2009 Cutback Analysis (WSAP Allocation Methodology)

MWD Cut	SDCWA Cut	Transfers (10,000 AF)	OMWD
13%	10%	8%	<2%

Recycled water planning and implementation efforts mostly responsible for reducing OMWD cutbacks.

OMWD's Drought Ordinance

Level 2



- Nine water-use restrictions in Level 2
- Similar to Regional Model Ordinance – chose to focus on outdoor water use
 - Removed restrictions that were difficult to enforce for relatively small water conservation potential
 - Irrigation Schedule – Seeking regional collaboration for times/days/assignments
- Enforcement
 - Utilizing existing employees for enforcement, no new headcount
 - Conservation Phone line – report water waste
 - OMWD violation door hanger/violation letter
 - 1st Offense = warning, 2nd Offense = \$100 fine reflected on water bill, etc
- Remainder of Ordinance follows lead of the Regional Model

OMWD's Drought Ordinance

Level 2



- No new meters in Level 2
 - Exceptions
 - Valid, unexpired building permit
 - Threat to human health & safety
 - Voluntary demand off-set fee
 - Identified five recycled water projects
 - Calculate cost per acre foot of those projects
 - \$4,500 per EDU (3/4" meter) offset.
- **Allocations** can come with a Level 2 declaration
 - Staff recommendation: Not necessary at this time
- **Drought Pricing Implemented**
 - **Temporary water pricing** applied to all imported water commodity rates based on drought level.
 - Achieve **revenue neutral** condition.
 - Staff recommendation: continue with Level 1 pricing



Drought Pricing


Tier	Current	Increase from Non-Drought Rate			
		Level 1	Level 2	Level 3	Level 4
RESIDENTIAL					
Tier 1 (0 - 6 units)	\$1.58	0%	10%	20%	35%
Tier 2 (7 - 43 units)	\$2.43	5%	25%	55%	65%
Tier 3 (over 43 units)	\$2.83	15%	40%	65%	75%
COMMERCIAL/IRRIGATION					
"B" (Base)	\$2.54	5%	25%	55%	65%
"C" (Over Base)	\$2.95	15%	40%	65%	75%
OTHER					
Agricultural	\$2.42	5%	25%	55%	65%
Temporary Construction	\$3.28	15%	40%	65%	75%
Raw Water	\$2.17	15%	40%	65%	75%
Recycled	\$1.97	0%	0%	0%	0%

***NOTE:** Conservation pricing will be in addition to penalties passed through to customers for exceeding SDCWA / MWD allocations.



Additional Outreach Level 2

- Conservation Programs
 - Regional Incentives ???
 - Water Smart Landscape Program (Nora Jaeschke)
 - Demonstration Garden at HQ Site
 - Quail Botanical Gardens
 - Water-wise Landscape Contest
- WaterSaver e-mail
- Conservation Ambassadors
- Drought Web Pages
- Monthly Newsletter
 - Case Studies
- Open House
- Speakers Bureau
 - CY 2009 – 13 presentations to HOAs and others.



Questions

?

